


MANUAL CALL POINTS

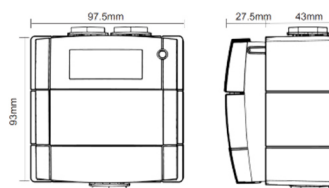


Manual call points

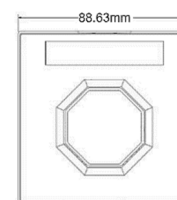
The release of a fire extinguishing system is generally based on an automatic fire alarm. To prevent an unwanted release a two-group-dependent security is provided. All fire detectors from the K&G's delivery program can be connected to any fire detection-/extinguishing release panel from the K&G delivery program. In addition to automatic activation, an extinguishing system also has the option of manual activation. In the event of a delay in the extinguishing activation, there may also be the possibility of temporarily postponing it. Both functions can also be activated externally. The purpose of a maintenance switch is to block the extinguishing system.



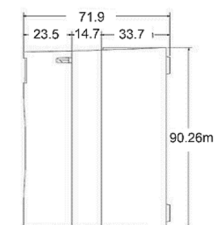
The **KG/MC/RD/IP24/MAR** and **KG/MC/RD/IP67/MAR** are marine approved manual call points. These conventional manual call points are non-automatic fire alarms in which a visually detected fire can be reported by hand. Its primary function is to transmit a signal to a fire alarm panel and activate the audible alarm. Pressing the central pressure plate activates the manual fire detector.



The **KG/BA/GL/IP24/EN** and **KG/BA/GL/IP67/EN** extinguishing release pushbuttons (yellow), are intended for use on all fire alarm/extinguisher control panels of the KG delivery program. extinguishing release pushbuttons are equipped with a transparent cover to prevent unwanted operation. In case of manual (electrical) activation, the fire extinguishing system is controlled by pressing the yellow pushbutton.



The **KG/BU/GL/IP24/EN** and **KG/BU/GL/IP67/EN** extinguishing hold pushbuttons blue (momentary) are intended for use on all fire alarm/extinguisher control panels of the KG delivery program. Using this extinguishing hold button, the extinguishing release can be hold/stopped during the countdown of the delay time. On releasing the push button, the selected extinguishing delay time will start from the beginning.



This **KG/WS** key switch is meant for maintenance and is an optional part. This key switch connected to the extinguishing output cable of the fire alarm/extinguisher control panel is intended to block the extinguishing release output. Its purpose is to test the system without the activation of the extinguishers in case of maintenance or other service work. Using this key switch results in a fault message on the extinguishing control panel. ABS housing, cable entry M20, IP rating 40.

